



[www.ecpcta.org](http://www.ecpcta.org)

Early Childhood Fieldwork  
Opportunities in Kansas:  
Bridging Higher Education and Real World  
Practices for New Teachers

KDEC Session  
March 5, 2015

**HELLO**  
my name is

Name

City/Location

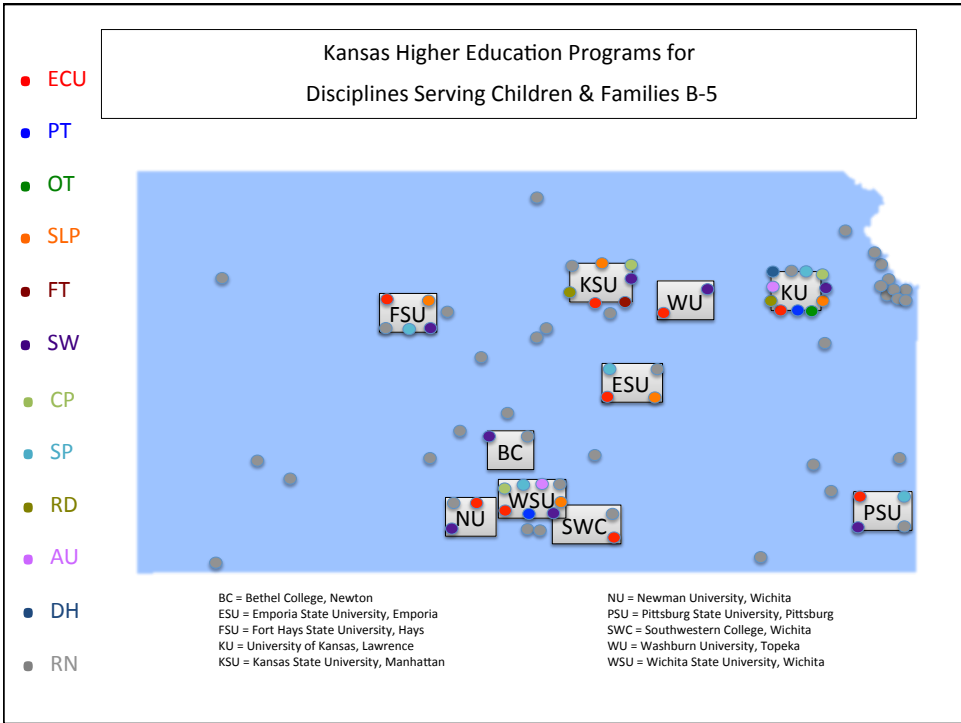
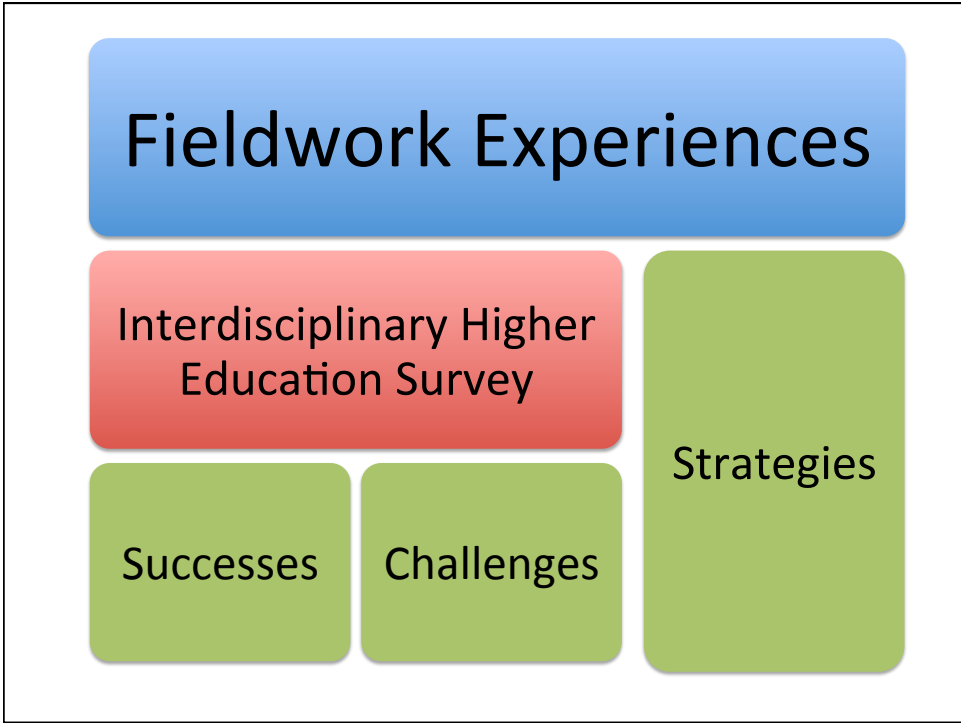
Birth to 3 or 3 to 5

Job Title/Role

Kansas ECPC Strategic Planning Team	
Sarah Walters	Part C State Coordinator, Kansas Department of Health and Environment (KDHE), tiny-k
Vera Stroup-Rentier	Part B/619 State Coordinator, Kansas State Department of Education (KSDE)
Gayle Stuber	SEA EC Coordinator, Kansas State Department of Education (KSDE)
Susan Helbert	SEA Asst. Director Licensure, Kansas State Department of Education (KSDE)
Bronwyn Fees	Professor, Kansas State University
Bethanie Grass	TA Specialist Kansas Head Start Training and Technical Assistance
Melisa Schellhamer	Mother, KS ICC Member
Kathy Johnson	Program Coordinator tiny-k Shawnee County Infant Toddler Services
Ann Mathews	LEA Administrator Auburn Washburn USD 437
Patty Peschel	T & TA Program Director Kansas Child Care Training Opportunities, Inc. (KCCTO)
Chelie Nelson	TA Consultant Kansas Statewide Inservice/TA Training Systems (KITS)
Dean Zajic	SEA Budget-Administrator Kansas State Department of Education (KSDE)
Eva Horn	Professor, Department of Special Education University of Kansas
David P. Lindeman	IHE Research/Training Center Director Life Span Institute University of Kansas, Parsons

## Comprehensive System of Personnel Development (CSPD)

<b>Leadership, Coordination, &amp; Sustainability</b>	<p><b>Quality Indicator 1:</b> A cross sector leadership team is in place that can set priorities and make policy, governance, and financial decisions.</p> <p><b>Quality Indicator 2:</b> There is a written multi-year plan in place to address all sub-components of the CSPD.</p>
<b>State Personnel Standards</b>	<p><b>Quality Indicator 3:</b> State personnel standards across disciplines are aligned to national professional organization personnel standards.</p> <p><b>Quality Indicator 4:</b> The criteria for state certification, licensure, credentialing and/or endorsement are aligned to state personnel standards and national professional organization personnel standards across disciplines.</p>
<b>Preservice Personnel Development</b>	<p><b>Quality Indicator 5:</b> Institution of higher education (IHE) programs and curricula across disciplines are aligned with both national professional organization personnel standards and state personnel standards.</p> <p><b>Quality Indicator 6:</b> Institution of higher education programs and curricula address early childhood development and discipline specific pedagogy.</p>
<b>Inservice Personnel Development</b>	<p><b>Quality Indicator 7:</b> A statewide system for inservice personnel development and technical assistance is in place for personnel across disciplines</p> <p><b>Quality Indicator 8:</b> A statewide system for inservice personnel development and technical assistance is aligned and coordinated with higher education program and curricula across disciplines</p>
<b>Recruitment and Retention</b>	<p><b>Quality Indicator 9:</b> Comprehensive recruitment and retention strategies are based on multiple data sources, and revised as necessary.</p> <p><b>Quality Indicator 10:</b> Comprehensive recruitment and retention strategies are being implemented across disciplines.</p>
<b>Evaluation</b>	<p><b>Quality Indicator 11:</b> The evaluation plan for the CSPD includes processes and mechanisms to collect, store, and analyze data across all subcomponents</p> <p><b>Quality Indicator 12:</b> The evaluation plan is implemented, continuously monitored, and revised as necessary based on multiple data sources</p>



Kansas Higher Education Programs for Disciplines Serving Children & Families B-5

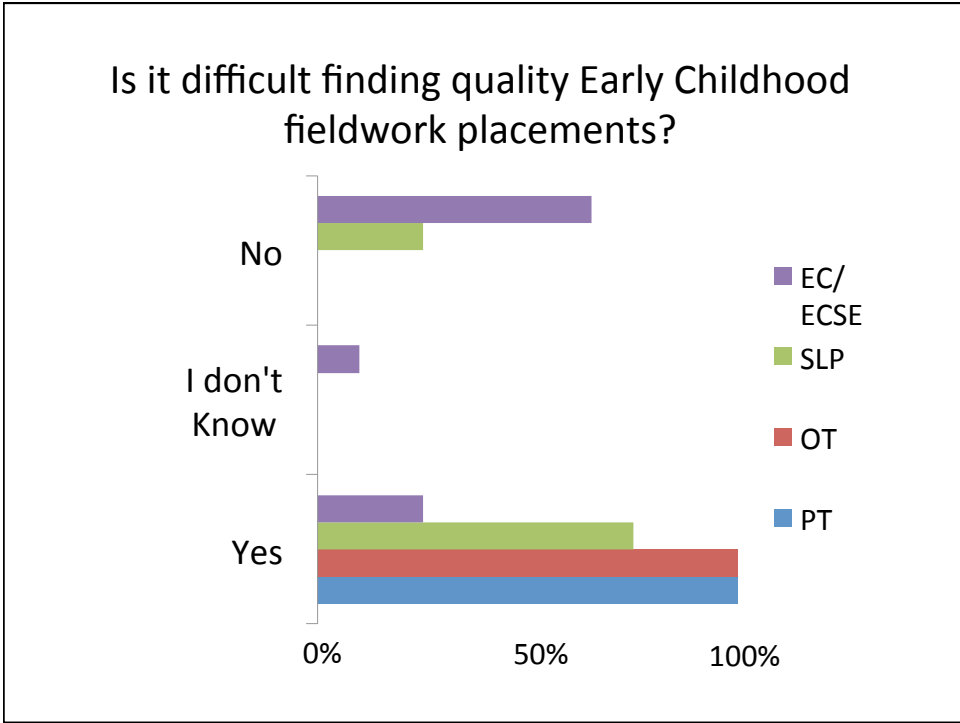
Discipline	KU	KSU	WSU	ESU	FHSU	Southwestern	Washburn	PSU	Newman	Bethel	Baker	Benedictine	University of St. Mary's	Kansas Wesleyan	Mid Am Nazarene	National Am University	National Am University-Wichita	TX, MO, NE
Education (ECU)																		
Physical Therapy																		
Occupational Therapy																		
Speech Language Path																		
Family Therapist																		
Vision and O & M																		
Social Worker																		
Clinical Psychologist																		
School Psychologist																		
Registered Dietitian																		
Audiologist																		
Deaf / Hearing Impaired*																		
Nursing - RN (BSN)																		

Nursing – RN (Associate's Degree) Programs: Barton County CC, Brown Mackie College – Salina, Brown Mackie College – KC, Butler CC, Cloud County CC, Coffeyville CC, Colby CC, Dodge City CC, Fort Scott CC, Garden City CC, Hesston College, Highland CC Tech Center, Hutchinson CC, ITT Tech Institute, Johnson County CC, Kansas City Kansas CC, Labette CC, Manhattan Area Tech School, Neosho County CC, North Central Kansas Tech College, Pratt CC, Seward County CC, Wright Career College – Overland Park, Wright Career College - Wichita

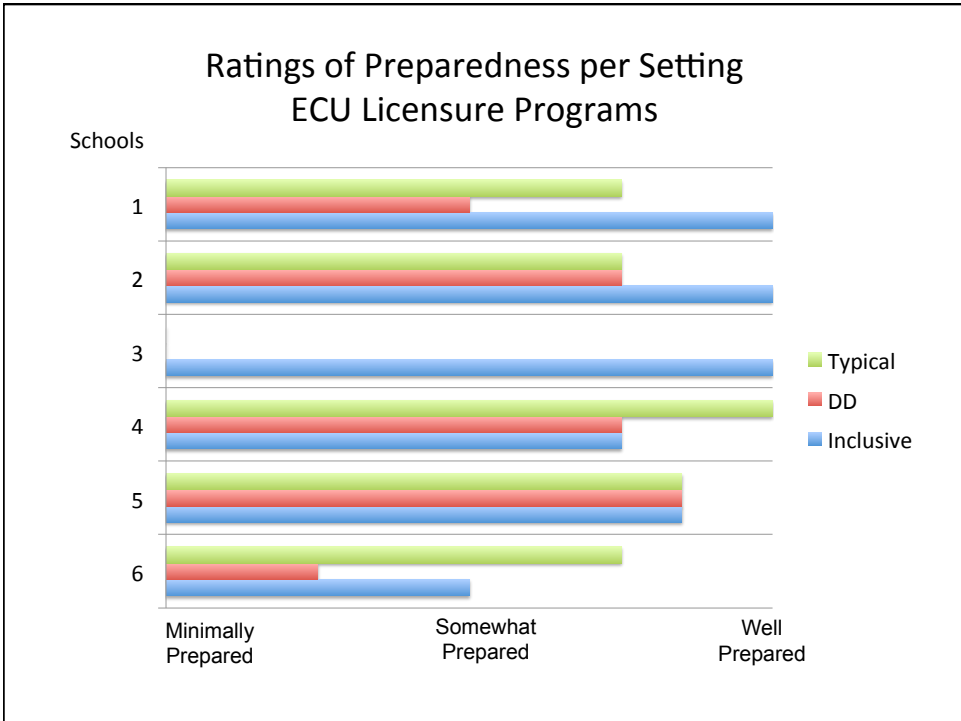

Note. \* Program is listed but no degrees conferred

Is an Early Childhood Fieldwork required?


Discipline	YES	NO, but Optional
EC/ECSE	X	
Nursing	X	
SLP		X
OT		X
PT		X
Audiology	X	



Fieldwork Settings Offered	ECU Licensure Programs	4 Year Non-licensure Program	Community College Programs
Part C Settings	3	0	2
Part B/619 Settings	5	0	1
Parents as Teachers	2	0	0
Home-based	0	0	3
Head Start	6	1	5
School District Preschool	6	1	5
Community Childcare & Preschool	5	1	5
Hospital in/out patient	0	0	0
Private Practice	0	0	0
<b>TOTAL RESPONDED</b>	<b>6/9</b>	<b>1/5</b>	<b>5/15</b>



Strengths of EC/ECU Higher Ed. Programs	Challenges of EC/ECU Higher Ed. Programs
<p><b>Quality Experiences:</b> <i>"Our students have many opportunities to observe and participate in realistic childcare facilities . . .and gain a greater understanding of authentic early childhood experiences."</i></p> <p><b>Integrated Fieldwork:</b> <i>"We have field experience directly related with each core courses."</i></p>	<p><b>Access:</b> <i>"We've had difficulty offering field experience in Tiny K programs because of scheduling conflicts."</i>  <i>"Limited interest by families to participate."</i>  <i>"Ensuring access to field sites . . . as our program grows."</i></p> <p><b>Quality:</b> <i>"...truly understand and work in the inclusive classroom setting."</i></p> <p><b>Diversity:</b> <i>"Our relatively small community does not offer many opportunities for our students to experience true diversity (socially, culturally, economically, developmentally)."</i></p>



**Discussion Questions:**

1. Strengths and challenges of fieldwork experiences in your local school district, program, agency? Part C & B
2. What can Higher Ed and local programs do to address challenges?

The text "thank you!" is written in a playful, rounded font. The word "thank" is on the top line and "you!" is on the bottom line. The letters are colored in a variety of shades including green, blue, yellow, orange, and red, with some letters overlapping.

Stephanie Parks, PhD, OTR/L  
Early Childhood Personnel Center  
University of Kansas  
s.parks@ku.edu  
785-864-6843 office  
913-244-4324 cell

[www.ecpcta.org](http://www.ecpcta.org)

PLEASE COMPLETE SESSION EVALUATION FORM